



# WARWICK SCHOOL DISTRICT

## 2007 PSSA - District and State Results

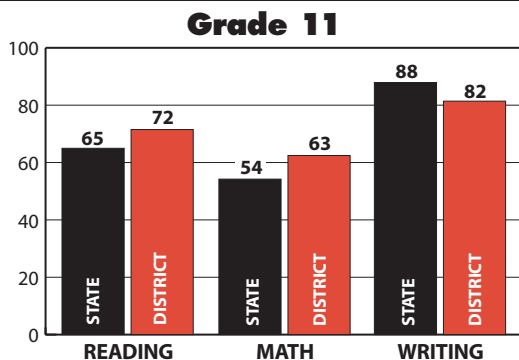
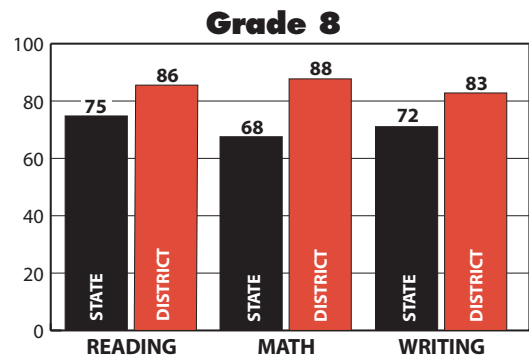
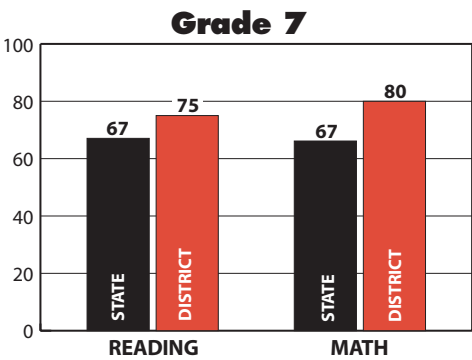
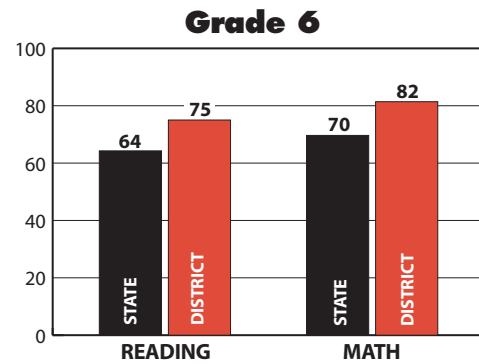
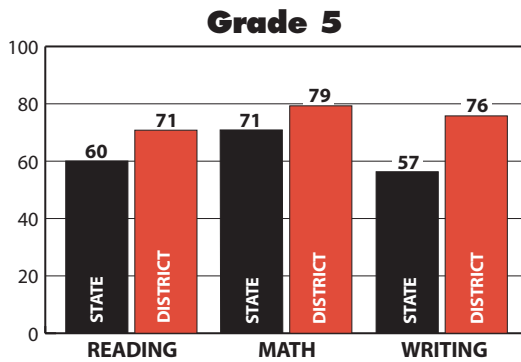
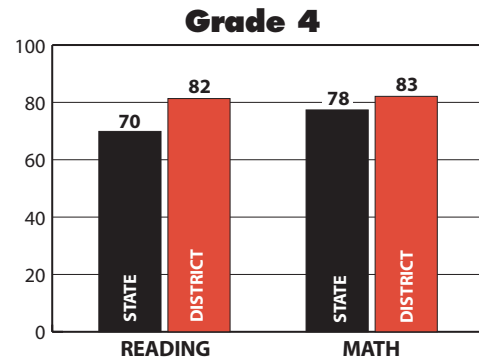
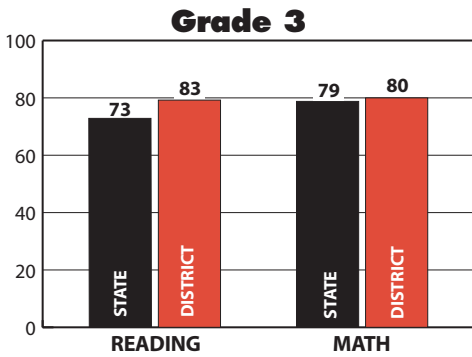


In 1999, Pennsylvania adopted academic standards for Reading, Writing, Speaking and Listening and Mathematics. These standards identify what a student should know and be able to do at varying grade levels. School districts possess the freedom to design curriculum and instruction to ensure that students meet or exceed the standards' expectations.

The annual Pennsylvania System of School Assessment (PSSA) is a

standards-based criterion-referenced assessment used to measure a student's attainment of the academic standards while also determining the degree to which school programs enable students to attain proficiency of the standards. Every Pennsylvania student in grades 3 through 8 and grade 11 is assessed in reading and math. Every Pennsylvania student in grades 5, 8 and 11 is assessed in writing (PDE, 2007).

### Percent of Students Proficient or Advanced in Subject Area Assessments



#### Adequate Yearly Progress (AYP) Goals for Core Subject Results

Year	2002-04	2005-07	2008-10	2011	2012	2013	2014
Percent Proficient in Reading	45	54	63	72	81	91	100
Percent Proficient in Math	35	45	56	67	78	89	100

## Adequate Yearly Progress (AYP) - On the Percent of Students Scoring Proficient/Advanced

MATH	2002	2003	2004	2005	2006	2007
John Beck Elementary School	62.6%	71.8%	80.0%	78.2%	82.9%	82.1%
John R. Bonfield Elementary School	70.7%	68.0%	81.0%	83.9%	83.3%	81.3%*
Kissel Hill Elementary School	57.3%	65.3%	78.0%	76.6%	86.4%	84.5%*
Lititz Elementary School	53.6%	53.1%	63.0%	77.4%	82.8%	81.1%*
Warwick Middle School	64.3%	62.8%	69.0%	78.7%	72.6%	83.8%
Warwick High School	58.6%	57.7%	62.0%	65.4%	61.6%	63.7%

READING	2002	2003	2004	2005	2006	2007
John Beck Elementary School	73.5%	74.4%	79.0%	77.7%	72.2%	80.6%
John R. Bonfield Elementary School	62.0%	66.7%	74.0%	70.0%	70.2%	72.4%
Kissel Hill Elementary School	61.5%	61.5%	79.0%	75.4%	70.5%	81.2%
Lititz Elementary School	60.8%	63.5%	71.0%	79.0%	73.8%	77.5%
Warwick Middle School	71.4%	75.1%	76.0%	75.3%	77.5%	80.1%
Warwick High School	60.5%	70.1%	73.0%	78.2%	75.2%	74.4%*

\* In compliance with Pennsylvania State AYP Guidelines, Pennsylvania used two years of data to calculate the 2007 results for these schools.

### Pennsylvania's General Performance Level Descriptors: Advanced, Proficient, Basic, and Below Basic

**ADVANCED:** The Advanced Level reflects superior academic performance. Advanced work indicates an in-depth understanding and exemplary display of the skills included in the Pennsylvania Academic Content Standards.

**PROFICIENT:** The Proficient Level reflects satisfactory academic performance. Proficient work indicates a solid understanding and adequate display of the skills included in the Pennsylvania Academic Content Standards.

**BASIC:** The Basic Level reflects marginal academic performance. Basic work indicates a partial understanding and limited display of the skills included in the Pennsylvania Academic Content Standards. This work is approaching satisfactory performance, but has not yet reached it. Additional instructional opportunities and/or increased student academic commitment to achieve the Proficient Level is needed.

**BELOW BASIC:** The Below Basic Level reflects inadequate academic performance. Below Basic work indicates little understanding and minimal display of the skills included in the Pennsylvania Academic Content Standards. Additional instructional opportunities and/or increased student academic commitment to achieve the Proficient Level is needed.

## District 2007 PSSA Score Student Proficiency Percentages by Grade/Subject

ELEMENTARY (3RD GRADE)				MIDDLE SCHOOL (7TH GRADE)			
2007 - Math		2007 - Reading		2007 - Math		2007 - Reading	
32%	Advanced	25%	Advanced	55%	Advanced	45%	Advanced
48%	Proficient	58%	Proficient	25%	Proficient	30%	Proficient
15%	Basic	8%	Basic	9%	Basic	14%	Basic
5%	Below Basic	9%	Below Basic	11%	Below Basic	11%	Below Basic

ELEMENTARY (4TH GRADE)				MIDDLE SCHOOL (8TH GRADE)					
2007 - Math		2007 - Reading		2007 - Math		2007 - Reading		2007 - Writing	
51%	Advanced	38%	Advanced	65%	Advanced	59%	Advanced	16%	Advanced
32%	Proficient	44%	Proficient	23%	Proficient	27%	Proficient	67%	Proficient
6%	Basic	11%	Basic	7%	Basic	9%	Basic	15%	Basic
11%	Below Basic	7%	Below Basic	5%	Below Basic	5%	Below Basic	1%	Below Basic

ELEMENTARY (5TH GRADE)						HIGH SCHOOL (11 TH GRADE)					
2007 - Math		2007 - Reading		2007 - Writing		2007 - Math		2007 - Reading		2007 - Writing	
46%	Advanced	22%	Advanced	3%	Advanced	28%	Advanced	33%	Advanced	9%	Advanced
33%	Proficient	49%	Proficient	73%	Proficient	35%	Proficient	39%	Proficient	73%	Proficient
13%	Basic	18%	Basic	24%	Basic	16%	Basic	12%	Basic	17%	Basic
8%	Below Basic	11%	Below Basic	0%	Below Basic	21%	Below Basic	16%	Below Basic	1%	Below Basic

ELEMENTARY (6TH GRADE)			
2007 - Math		2007 - Reading	
53%	Advanced	43%	Advanced
29%	Proficient	32%	Proficient
9%	Basic	14%	Basic
9%	Below Basic	11%	Below Basic

The Warwick School District for 2007 met all district, building, and sub-group Adequate Yearly Progress (AYP) targets. Due to this fact **Warwick Middle School**, which earned the status of "Warning" for their IEP sub-group in 2006 has since regained the status of "Made AYP" for 2007. **Warwick High School**, which earned the status of "School Improvement I" for their IEP sub-group in 2006 has since earned the status of "Making Progress" for 2007.